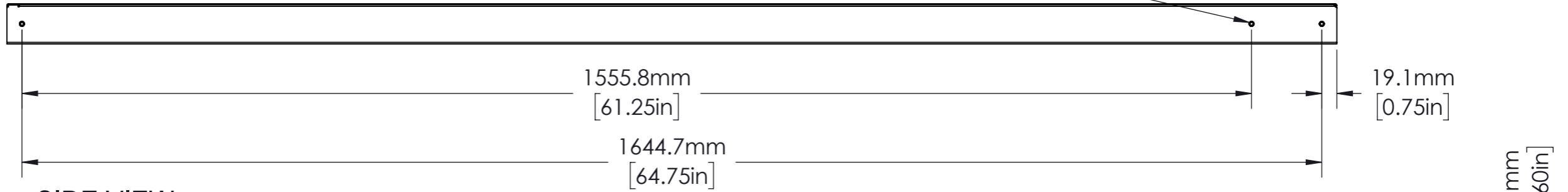


**REAR VIEW**

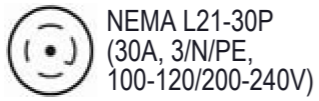
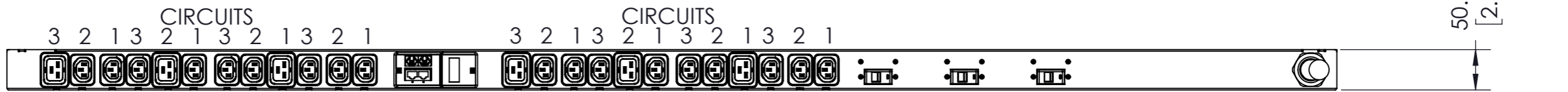
#10-32 BLIND PEM NUT  
(REQUIRED FOR TOOLLESS MOUNTING)  
3 PLACES



**SIDE VIEW**



**FRONT VIEW**



AGENCY COMPLIANCE:  
UL & c-UL Listed 60950  
RoHS Compliant  
FCC Part 15 Class A Conformance

ENVIRONMENTAL RATING:  
Maximum Operating Temperature: 60C / 140F

NOTES  
UNIT DIMENSIONS: 66.25in x 2.0in x 2.6in / 1683mm x 51mm x 66mm  
SHIPPED WEIGHT: 22lbs (9.98kg)  
SHIPPING DIMENSIONS: 72in x 9in x 7in / 1829mm x 223mm x 159mm  
Toolless Mounting Hardware 61.25in / 1556mm and 64.75in / 1645mm, and 7938 Vertical Mounting Bracket Kit

**OUTPUT POWER**

CIRCUIT	PHASE	RECEPTACLE TYPE (QUANTITY)	VOLTAGE (V)	MAX. CONTINUOUS AMPS (A)	
				PER RECEPTACLE	PER CIRCUIT
1	A-B	6xC13, 2xC19	200-240	12/16	16
2	B-C	6xC13, 2xC19	200-240	12/16	16
3	C-A	6xC13, 2xC19	200-240	12/16	16

**INPUT POWER**

INPUT CORD	INPUT PLUG	WIRE COUNT	FREQUENCY (Hz)	VOLTAGE (V)	RATED AMPS (A)	MAX. CONT. AMPS (A)
10 FT	NEMAL21-30P	3N/PE	50/60 Hz	100-120V/200-240V	30	24

METERING PARAMETER	MEASUREMENT ACCURACY
VOLTAGE	±1%
CURRENT	±1% - Input Current ±2% - Circuit/Breaker Current

		Allgemeintoleranzen General tolerances		Oberfläche Finish		Werkstoff / Material		Gewicht: Weight: -	
		-		-		-		-	
Dimensions in mm		Drawn	Date		Name		Bezeichnung / Description		
		Checked	22/06/18		SW		Switched, Unit Level, Vertical, 30A, 120/208V WYE, (18)U-Lock C13/(6)U-Lock C19		
		Approved	-		-		-		
		Zeichnungs-Nr. / Drawing no.		Maßstab Scale		Blatt/Sheet			
		VP8965		1:6		1/1			
Rev.	Change	Date	Verwendet in / Used in						
-	-	-	-						

Disclosure and photocopying of this document, exploitation and communication of its contents are not permitted, unless permission is expressly granted. All rights are reserved.

Weitergabe sowie Vervielfältigung dieser Unterlage, Verwertung und Mitteilung ihres Inhalts nicht gestattet, soweit nicht ausdrücklich zugestanden. Alle Rechte vorbehalten.